



Universal gear pump for metering with a wide application range even for aggressive and abrasive fluids



- corrosion resistant
- metering
- heatable
- pulse free
- modular designed



**Housings**

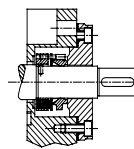
- stainless steel
- cast iron
- carbon steel
- titanium
- Hastelloy C

**Bearings**

- carbon
- bronze
- silicon carbide
- zirconium oxide
- nickel-silver
- hard coatings
- composites

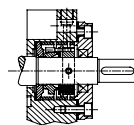
**Gears and shafts**

- stainless steel (hardened)
- nitrided steel
- duplex steel
- hard material coatings
- Hastelloy C/TiCN



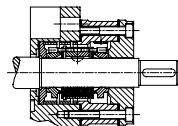
**internal mechanical seal**

- wide range of application
- maintenance free
- heatable if required



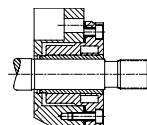
**external mechanical seal**

- for high viscous fluids
- sticky fluids
- optionally flushable



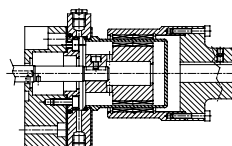
**double mechanical seal**

- for vacuum applications
- flushable
- heatable



**gap seal**

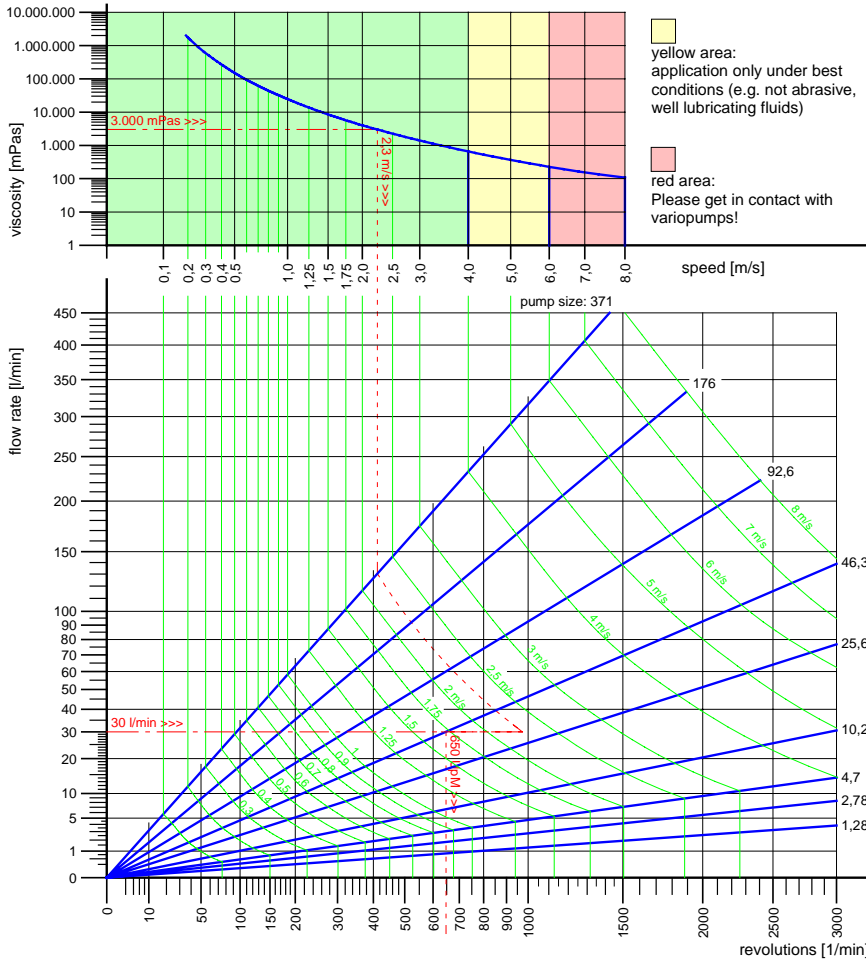
- cool-/heatable
- for high viscous fluids



**magnetic coupling**

- single-/double can
- hermetic seal

Customer and/or user-specific special materials and constructions can be realized at short notice!



### Range of application (for standard designs)

viscosity 0,3 up to 2.000.000 mPas  
 temperature -50 up to +320 °C  
 system pressure vacuum up to 100 bar  
 differential pressure up to 200 bar

### Example

To assess pump size the following specifications are necessary:

- viscosity (e.g.: 3.000 mPas)
- discharge (e.g.: 30 l/min)

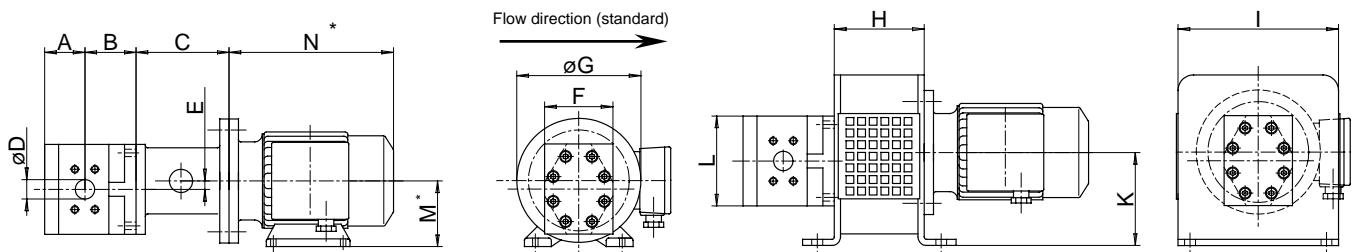
The top diagram determines the maximum permissible speed corresponding to the respective viscosity.

One follows the appropriate line into the lower diagram part, until it cuts itself with the desired discharge capacity. The next intersection point on the left of this with the pump characteristic indicates pump size. The associated number of revolutions is be read on the horizontal axis.

As result one receives the following values:

- max. speed.: 2,3 m/s
- pump size: VPC-46,3
- revolutions: approx. 650 rpm

**Remark:** For an optimized design of the gear pump further operational data as well as material combinations are to be considered. Therefore please contact variopumps directly!



Pump size	A	B	C	ØD	E	F	ØG	H	I	K	L
VPC-1,28	34,5	51,5	110	20	11	74	160	185	205	145	96
VPC-2,78	39,5	53,5	110	20	11	74	160	185	205	145	96
VPC-4,7	44	58	110	20	11	74	160	185	205	145	96
VPC-10,2	52	66	110	25	14	88	160	185	205	145	116
VPC-25,6	63	78	120	40	18	100	200	185	205	145	136
VPC-46,3	76,5	91,5	-	50	22,5	116	-	185	205	145	161
VPC-92,6	91	113	-	50	28	142	-	260	355	210	198
VPC-176	112	132	-	65	35	170	-	260	355	210	240
VPC-371	138	160	-	80	45	210	-	-	-	-	300



**variopumps Pumpenbau GmbH**  
**Madertal 13**  
**72401 Haigerloch (Germany)**

Phone: ++49 7474 456 78-67 - Fax: -68  
 eMail: info@variopumps.de  
 Internet: www.variopumps.com